

clausius

STRONG DOUBLE 7-100



Ground source heat pump, for heating, cooling and D.H.W.

Geothermal heat pump unit, for heating, cooling and D.H.W., power range from 7 to 100 kW, COP 4,81 according to EN14511, EER 6,5 according to EN14511, three phases electrical power supply, active cooling integrated, R410A refrigerant, electronic expansion valve, energy meters integrated, COP, EER and SPFs, built in pressure sensors in both brine circuit and heating circuit, market leading noise reduction, control with double microcontroller, inverter system Copeland of high power and last generation, swimming pool control, control of 5 mixing groups and 6 climate zones, external passive cooling control, control of DHW production in 2 independent tanks, possibility of cascading up to 9 units, customised configuration, built-in desuperheater for high temperature DHW production and tested one by one on the test bench.

Universida deVigo



WE MANUFACTURE WITH THE BEST COMPONENTS IN THE MARKET



MODELS

H	Heating
HC	Heating & active cooling
H DS	Heating & desuperheater
HC DS	Heating, active cooling & desuperheater

TECHNICAL SPECIFICATIONS

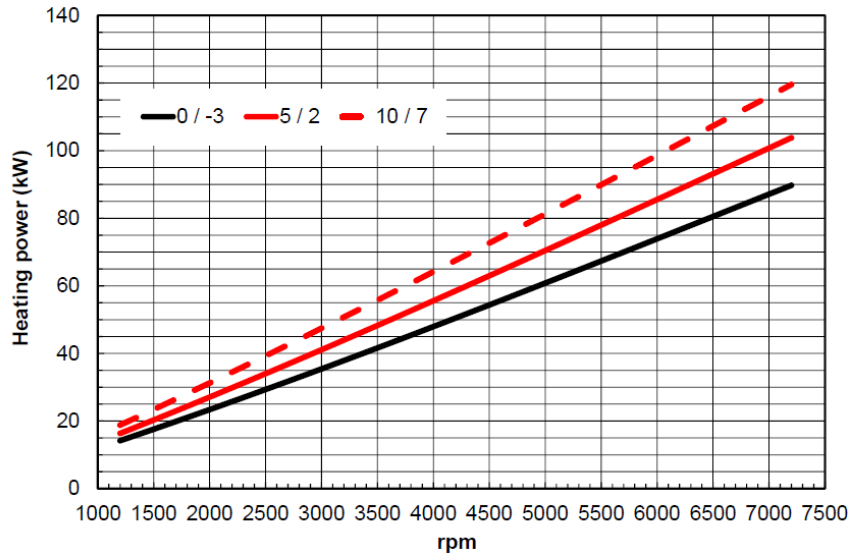
		H 7-100	H 7-100 DS	HC 7-100	HC 7-100 DS
Applications	Heating and DHW	•	•	•	•
	Active cooling			•	•
Optional application	High temperature DHW with desuperheater		•		•
External components control	Circulation pumps control	•	•	•	•
	DHW control	•	•	•	•
	External passive cooling control	•	•	•	•
	Swimming pool control	•	•	•	•
	Mixing groups control	•	•	•	•
	Electric heaters control	•	•	•	•
Power	Heating (kW)	7-100	7-100	7-100	7-100
	Active cooling (kW)			9-112	9-112
	Desuperheater (kW)		60		60
Electrical supply	3 ph - 400 V				
Performance	COP ⁽¹⁾	4.7	4.7	4.7	4.7
	EER			6.5	6.5
Refrigerant	Type	R410A			
	Load (kg)	7	7.3	7	7.3
Dimensions	Height x Width x Depth (mm)	1140 x 787 x 1150			
Connections size	Brine and heating	3"			
	Desuperheater (kW)		1 1/4"		1 1/4"
Weight	(kg)	444	463	450	468
Sound level ⁽²⁾	(dB)	65			

⁽¹⁾ Pending certification according to EN14511, under conditions 0/-3 °C y 30/35 °C.

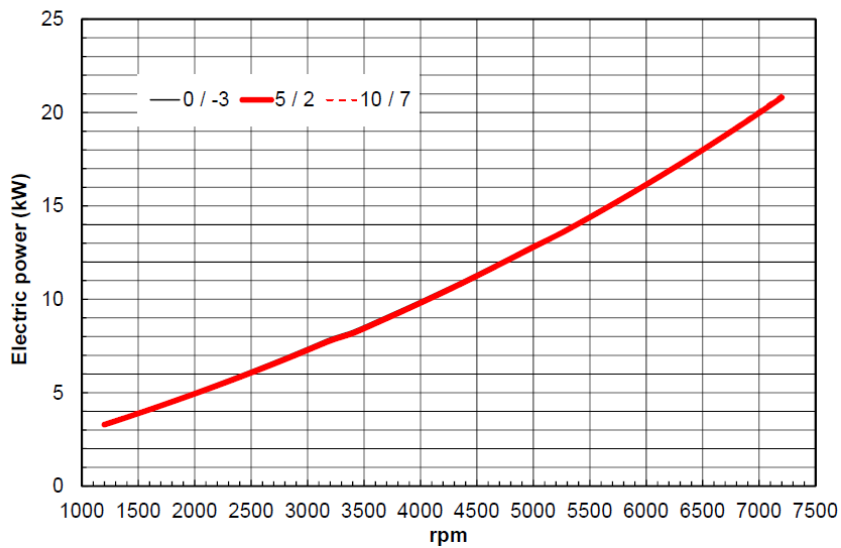
⁽²⁾ Pending certification according to EN12102.

CHARACTERISTIC CURVES 30/35 °C

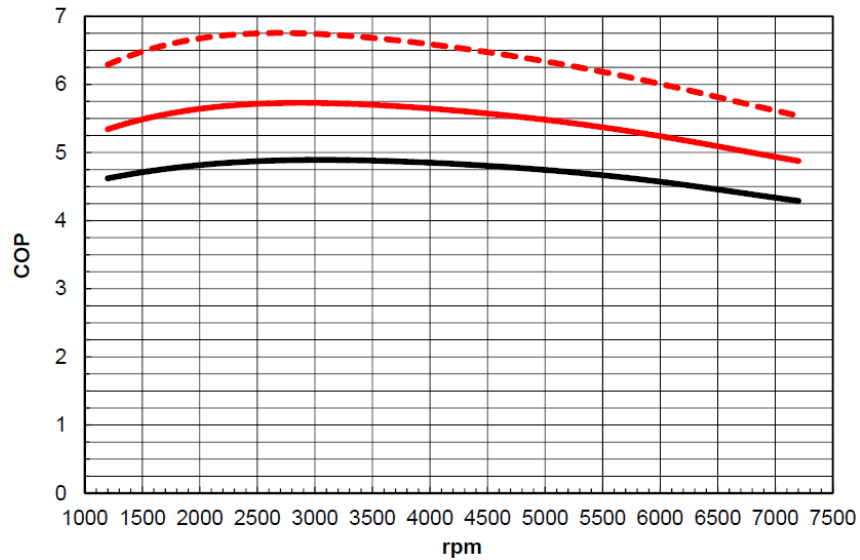
HEATING POWER. Heating, 30/35 °C. Brine 0/-3, 5/2 y 10/7.



ELECTRIC POWER (400 V 3/N/PE). Heating 30/35 °C. Brine 0/-3, 5/2 y 10/7.

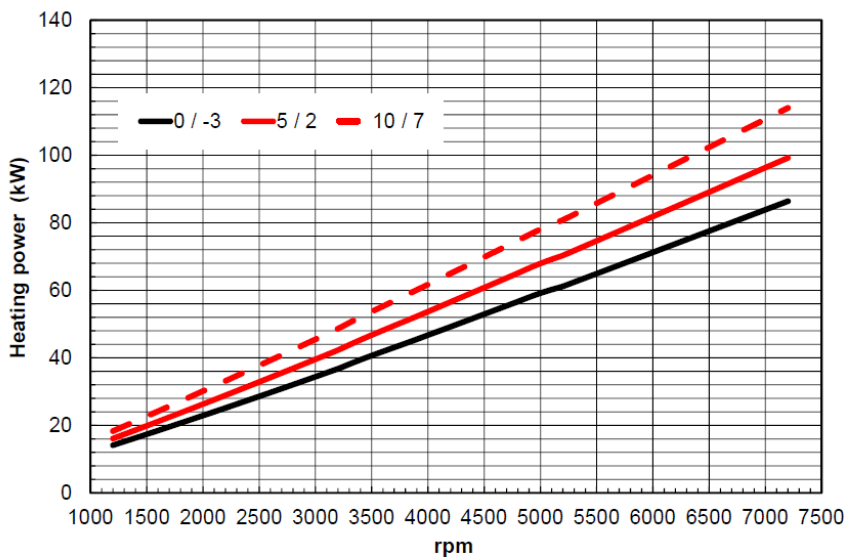


COP. Heating, 30/35 °C. Brine 0/-3, 5/2 y 10/7.

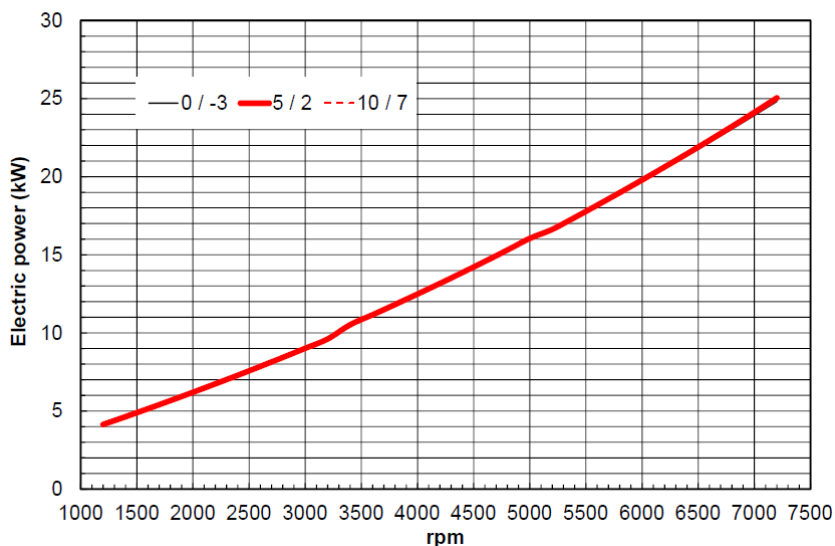


CHARACTERISTIC CURVES 40/45 °C

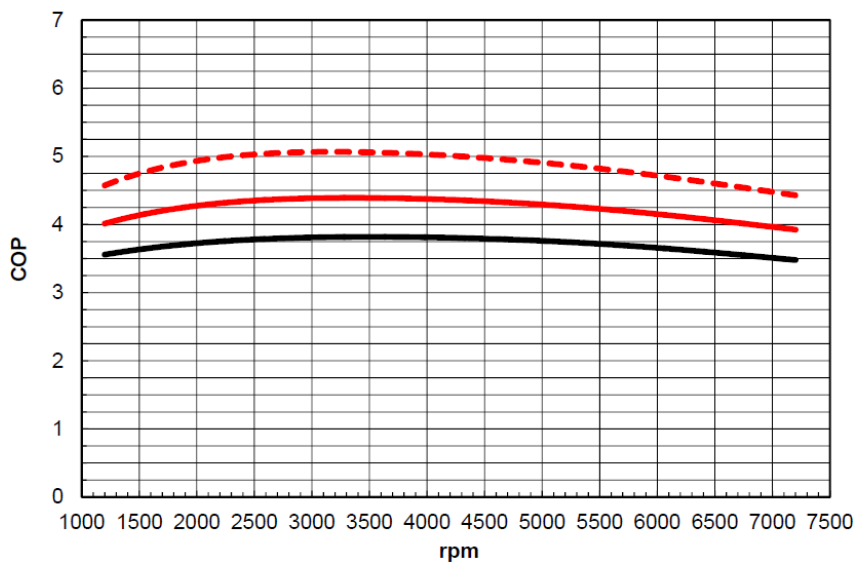
HEATING POWER. Heating, 40/45 °C. Brine 0/-3, 5/2 y 10/7.



ELECTRIC POWER (400 V 3/N/PE). Heating 40/45 °C. Brine 0/-3, 5/2 y 10/7.

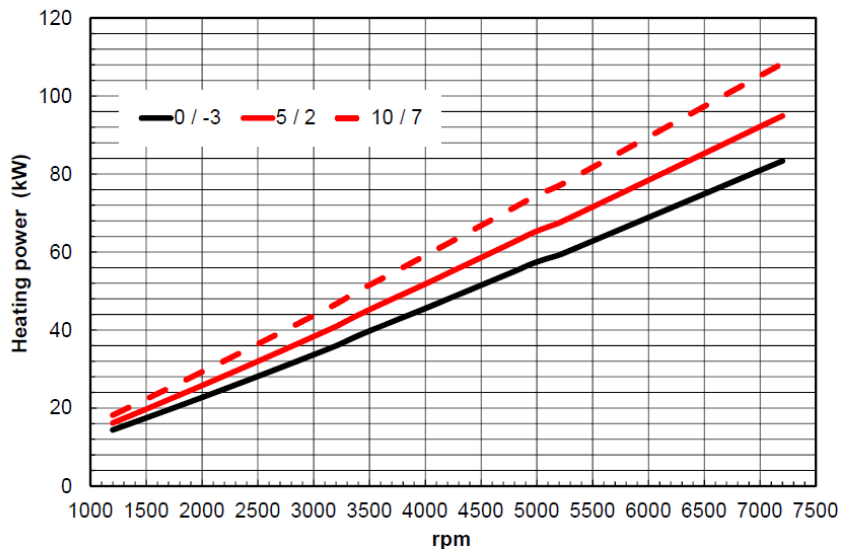


COP. Heating, 40/45 °C. Brine 0/-3, 5/2 y 10/7.

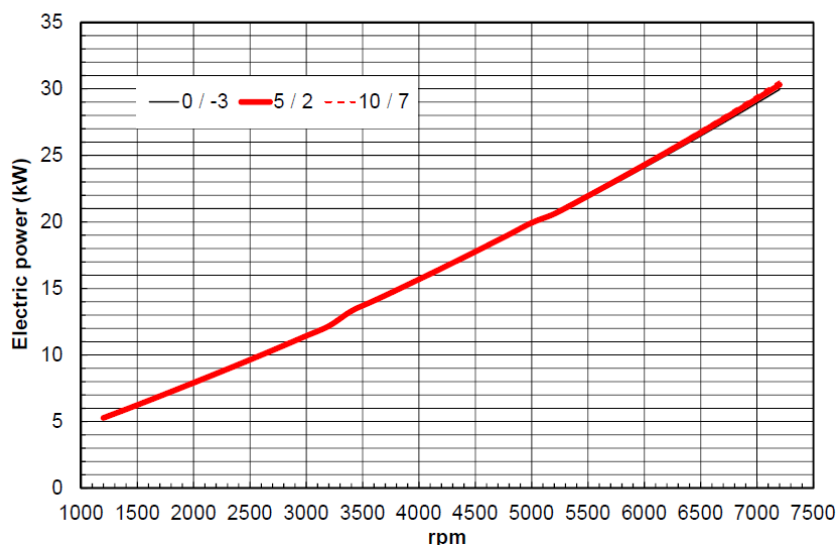


CHARACTERISTIC CURVES 50/55 °C

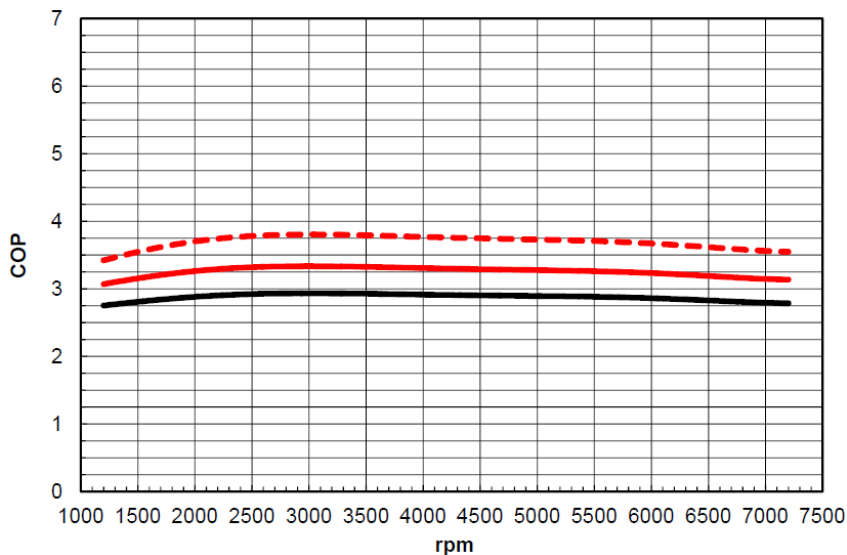
HEATING POWER. Heating, 50/55 °C. Brine 0/-3, 5/2 y 10/7.



ELECTRIC POWER (400 V 3/N/PE). Heating 50/55 °C. Brine 0/-3, 5/2 y 10/7.



COP. Heating, 50/55 °C. Brine 0/-3, 5/2 y 10/7.



HYDRAULIC PARAMETERS

Internal pressure drops

Brine circuit: Propylene glycol 30% wt (0/-3 °C) – Indoor circuit: Water (30/35 °C)

